

# AP2K Cloud-based Media Player

Specification V1. 1



## Update Log

Document Version	Update time	Update content
V1. 1	2025/7/14	1.Product name and model changed; 2.Video decoding specifications updated
V1. 0	2025/4/22	New document published

## Foreword

Thank you very much for purchasing our product, please read this specification sheet carefully before use.

All product information in this specification is for reference only, please refer to the actual product.

This specification may not correspond exactly to the products or accessories you purchase. Our company reserves the right to modify any information in this specification at any time and will periodically improve or update its content based on product feature enhancements. Updated content will be added to new versions of this specification without prior notice. Thank you for your understanding.

## Safety Precautions

To ensure personal and equipment safety, please follow the safety instructions on the equipment and in the manual when installing, operating, and maintaining the equipment to ensure optimal equipment performance and avoid dangerous or illegal situations.

## 1. Equipment Introduction

The AP2K Cloud-based Media Player is a 1080P multimedia broadcasting device with an HDMI 1.3 output interface that can connect to LCD screens and LED display controllers. It can be used for program editing, publishing and display control through various user terminals such as PCs, phones, tablet, and the cloud.

AP2K cloud-based media player can be widely used in LED commercial displays and smart display fields, such as fixed screens, light pole screens, chain store screens, retail store screens, shelf screens, advertising machines, poster screens, storefront screens, vehicle screens, etc.

## 2. Features

### 1. Supports multiple outputs

- Loading capacity: up to 2.07 million pixels, maximum width or height: 1920 pixels.
- 1× HDMI 1.3 output with a maximum output resolution of 1920x1080@60Hz, which can be connected to LED sender and 2-in-1 LED processors and other sending controller to support LED screens and LCD screens.
- 1× Channel stereo audio output.

### 2. Excellent processing performance

#### Processing capacity

- CPU: Quad-core ARM Cortex-A35
- Decoding: H.264, H.265, MPEG4, VP8, VC-1 1080P@60Hz
- RAM: 1GB
- ROM: 32GB

#### Playback performance

- 1 Channel 1080P or 2 Channel 720P or 4 Channel 480P or 4 Channel 360P

## 3. Multi-screen synchronized playback

The device supports NTP time synchronization, GPS time synchronization (requires a specified 4G module) and RF time synchronization (requires a specified RF module), which can meet the needs of different displays playing the same image at the same time.

## 4. A wide variety of control methods

- 1× USB 2.0 (Type A) port:
  - DEVICE mode, connects to the host computer to update programs and control the display screen;
  - HOST mode, USB flash drive playback.
- 1× 100 Mbps Ethernet port allows for direct connection to a PC via Ethernet cable or connection to a local area network for program distribution and display control;
- With a built-in WiFi module, PCs, tablets, and mobile phones can log in to the device via wireless network to publish programs and control the display screen;
- Remote program publishing and display screen control based on the information messaging system cloud platform;
- Remote display screen status monitoring based on the information messaging system cloud platform.

## 5. WiFi dual-mode switching

Supports WIFI AP and WIFI STA modes. AP for direct terminal connection; STA for connection via router.


## 6. 4G module installation

4G module (Optional) , once installed, provides Internet connectivity and follows the fixed network-priority order: Ethernet first, Wi-Fi second, 4G last.

### 3. Equipment appearance

The following are schematic diagrams of the front and back panels of the device.  
The actual product appearance shall prevail.

#### 3.1. Front panel




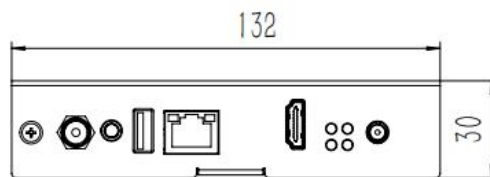
Name	Description
12V 2A	DC power adapter input interface.
AUDIO OUT	3.5mm audio output interface.
USB 2.0	USB 2.0 (Type A) interface, supports two working modes: <ul style="list-style-type: none"> <li>• DEVICE mode (SYS indicator flashes once every 2 seconds):               <ul style="list-style-type: none"> <li>- Connects to the host computer to send programs;</li> <li>- Control the display screen.</li> </ul> </li> <li>• HOST mode (SYS indicator flashes once every 0.5 seconds):               <ul style="list-style-type: none"> <li>- USB flash drive playback.</li> </ul> </li> </ul>
ETHERNET	A 100Mbps Ethernet port: Connected to Ethernet (LAN or public network) or directly connected to control a PC for program publishing and display control.
HDMI OUT	<ul style="list-style-type: none"> <li>• HDMI 1.3 standard, Maximum resolution: 1920× 1080@60Hz</li> <li>• Supports customized resolutions, maximum width or height: 1920</li> </ul>
INDICATOR LIGHTS	PWR: Power indicator, stays on after device startup. SYS: System status indicator <ul style="list-style-type: none"> <li>• Flashes once every 2s: OS runs normally, USB in DEVICE mode;</li> <li>• Flashes once every 0.5s: OS runs normally, USB in HOST mode;</li> <li>• Constant on/off: OS malfunctions.</li> </ul> CLOUD: Cloud status indicator <ul style="list-style-type: none"> <li>• Constant on: Internet connected but not cloud;</li> <li>• Flashes once every 2s: Cloud connection normal;</li> <li>• Flashes once every 1s: OS upgrading;</li> <li>• Flashes once every 0.5s: Upgrade package copying.</li> </ul> RUN: Running status indicator <ul style="list-style-type: none"> <li>• Flashes once every 1s: FPGA runs normally but no video source;</li> <li>• Flashes once every 0.5s: FPGA runs normally;</li> <li>• Constant on/off: FPGA loading error.</li> </ul>
WIFI	WiFi antenna interface, supports AP and STA mode switching.

## 3.2. Rear panel



Name	Description
RESET	Short press for 1 second: Switch between USB Device and Host modes; Long press for 5 seconds: Restore factory settings.
SIM CARD	SIM card slot, supports reverse insertion prevention.
COM1/COM2	4G and GPS antenna SMA mount.
COM 3	Reserved antenna interface for RF module; Installation is required when purchasing the RF module separately.

## 4. Equipment size



## 5. Equipment Specifications

Specification	Description	
Electrical	Input Power	DC 12V 2A
	Maximum Power Consumption	10W
Storage Space	RAM	1GB
	Internal Storage	32GB
Work Environment	Temperature	-20°C ~ +60°C
	Humidity	0% RH ~ 80% RH, non-condensing
Storage Environment	Temperature	-40°C ~ +80°C
	Humidity	0% RH ~ 80% RH, non-condensing
Physical	Size (L×W×H)	Excluding interfaces: 177.46×132×30 mm
	Net Weight	620g
Accessories	<ul style="list-style-type: none"> <li>• 1× WiFi Omnidirectional Antenna</li> <li>• 1× USB-A male-to-male data cable</li> <li>• 1× DC12V power adapter</li> </ul>	<ul style="list-style-type: none"> <li>• 1× Quick Guide</li> <li>• 1× Packing List</li> </ul>
Protection Level	IP20, please be aware of water resistance. Avoid water droplets entering the product and do not wet or rinse the product.	
System Software	Android 11.0 operating system software; Android terminal application software; FPGA firmware program. <b>Note: Installation of third-party applications is not supported.</b>	

## 6. Multimedia decoding specifications

### 6.1. Image

Codec	Maximum Size	Format	Remark
JFIF File Format 1.02	4096× 2160 pixels	.jpg .jpeg	Progressive-scan only; JPEG: SRGB & Adobe RGB JPEG supported
BMP	4096× 2160 pixels	.bmp	/
PNG	4096× 2160 pixels	.png	/
WEBP	4096× 2160 pixels	.webp	/
GIF	4096× 2160 pixels	.bmp	/

### 6.2. Video

Codec	Resolution Range	Max fps	Max bit-rate	Format	Remark
MPEG-1/2	48× 48 - 1920× 1080	30fps	80Mbps	.dat .mpg .vob .ts	Support Field Coding
MPEG4	48× 48 - 1920× 1080	30fps	38.4Mbps	.avi .mkv .mp4 .mov .3gp	MS MPEG4 v1/v2/v3 & GMC not supported
H.264	48× 48 - 1920× 1080	1080p@ 60fps	80Mbps	.avi .mkv .mp4 .mov .3gp .ts .flv	Support Field Coding & MBAFF
H.264 MVC	48× 48 - 1920× 1080	1080p@ 60fps	100Mbps	.mkv .ts	Support Stereo High Profile only
H. 265/HEVC	64× 64 - 1920× 1080	1080p@ 60fps	100Mbps	.mkv .mp4 .mov .ts	Support Main Profile, Tile&Slice
VP8	48× 48 - 1920× 1080	30fps	38.4Mbps	.webm .mkv	/
H.263	SQCIF(128× 96) QCIF(176× 144) CIF (352× 288) 4CIF(704× 576)	30fps	38.4Mbps	.3gp .mov .mp4	H. 263+ not supported
MJPEG	48× 48 - 1920× 1080	60fps	60Mbps	.avi	/



## Copyright

Owing to possible changes in production batches or processes, all specifications, parameters and product features published herein are subject to fine-tuning without prior notice to ensure conformity with the shipped unit; text descriptions and illustrative images may therefore be updated accordingly. Please rely on the physical product as the final reference.

Thank you for choosing DigiBird Technology Ltd. If you have any questions or suggestions, contact us through our official channels—we are committed to providing prompt support and listening to your feedback. For the latest information and updates, visit [www.digibirdtech.com](http://www.digibirdtech.com) or scan the QR code provided.

**Copyright©2020-2021 DigiBird Technology.** All Rights Reserved. No portion of this document may be duplicated, reproduced, excerpted, or conveyed in any manner or by any method without the prior written authorization of DigiBird Technology.

## Trademark

 **Yukit** is a registered trademark of DigiBird Tech Ltd.

## Statement

This document helps you understand and use the product. DigiBird Technology may update this document for accuracy at any time. If you have any issues or suggestions, contact us via the provided information, and we will address them promptly.



Official website



LinkedIn Account

**Official website:** [www.digibirdtech.com](http://www.digibirdtech.com)

**Phone:** (+86) 400-820-8050

**Email:** [sales@digibirdtech.com](mailto:sales@digibirdtech.com)

**China Headquarters:** Building D, Tencent WeStart, East Huilongguan Street, Changping District, Beijing